


1.



Place two toofypegs mouthwash tablets in warm water to dissolve

2.



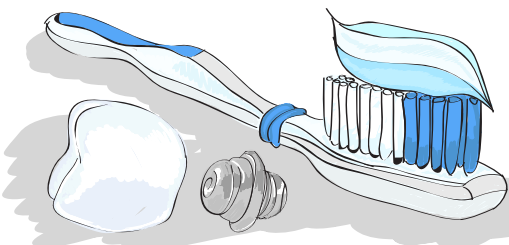
Carefully brush your teeth with toothpaste ensuring that all food residuals have been removed from the cavity

3.



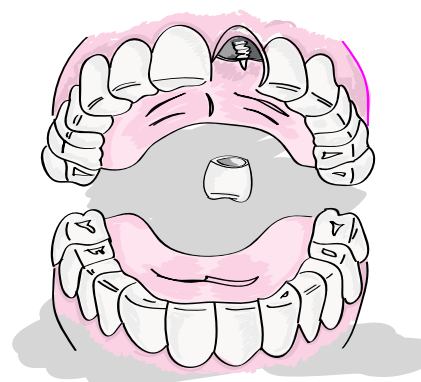
Rinse mouth with mouthwash solution & spit out (do not swallow)

4.



Brush and rinse the crown or cap that is to be replaced. Dry thoroughly and scrape off any old cement or food residuals

5.



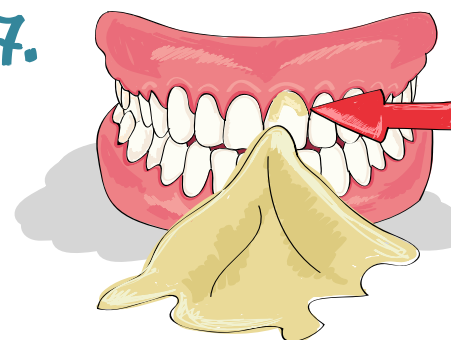
Practice placing the cap over its tooth to ensure you get the correct position. Remove and keep dry

6.



Place one small drop of cold water in a saucer. Tap the powder in the capsule up to one end. Pull open the capsule and empty the powder on to the water in saucer and mix thoroughly with a table knife

7.



When the mixture takes on a creamy texture, half fill the cap with the paste. Fit cap back onto tooth then close the mouth and gently bite together until you feel that the cap is comfortably seated. Keep mouth closed with gently pressure for 3-4 minutes. Do not clench teeth hard. Now gently remove any excess cement from around the tooth.

Special note: Zinc Polycarboxylate is an adhesive cement. Table knife should be quickly cleaned with a damp napkin prior to setting. The dental cement can be removed by your dentist using a water jet.

Caution:

Toofypegs is for emergency use only and you should see your dentist without delay. Zinc polycarboxylate cement contains polyacrylic acid, avoid contact with eyes. In case of eye contact rinse immediately with copious amounts of water. Seek medical advice if necessary. This product should not be used if throbbing pain or swelling in infected places exists.

